



Know Your Sewer Line

What is a wastewater collection system?

The wastewater collection system is a system of pipes and facilities that transport wastewater (also called sanitary sewer) from a source, such as a residence or commercial business, to a wastewater treatment plant. This system is comprised of:

Service lines (service lateral) / Clean outs / Sewer mains / Manholes / Lift stations

Service line is defined as the line from the foundation of the house or commercial building to the main sewer line owned by the District. Maintenance of the service line is the responsibility of the homeowner.

Clean out is usually a 4" or 6" pipe with a cap that is connected to the service line. It is usually located outside the home's foundation. On many occasions, a clean out may also be located at the property line. Clean outs are used to determine where blockage may be and as an access point to unstop a blocked service line. Older homes may not have a clean out.

Clean outs are the responsibility of the resident to service and maintain.

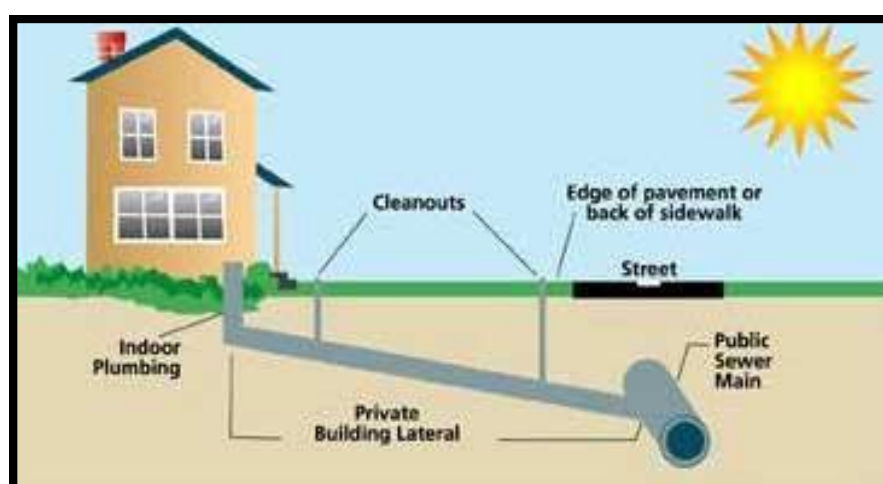
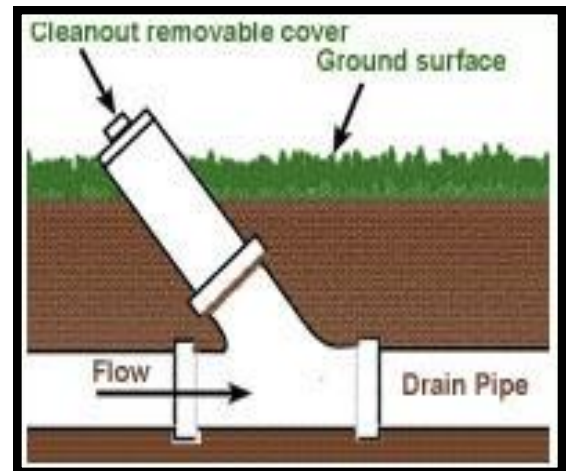
Sewer mains are used to transport the wastewater out of the District. These mains range in size from 6" to 18". Mains are in the District's easement, right of way or under the road.

Manholes are used to connect the mains to the surface. Manholes are used for access to the sewer pipes for inspection and maintenance, and as a means to vent sewer gases.

Lift Stations Sewage generally flows through the system by gravity. A lift station is used when wastewater cannot occur using only gravity. A lift station is a series of pumps and valves used to move (lift) wastewater to a higher location, so it can start flowing again using gravity. The District currently has six lift stations with proposed construction of an additional lift station for future use.

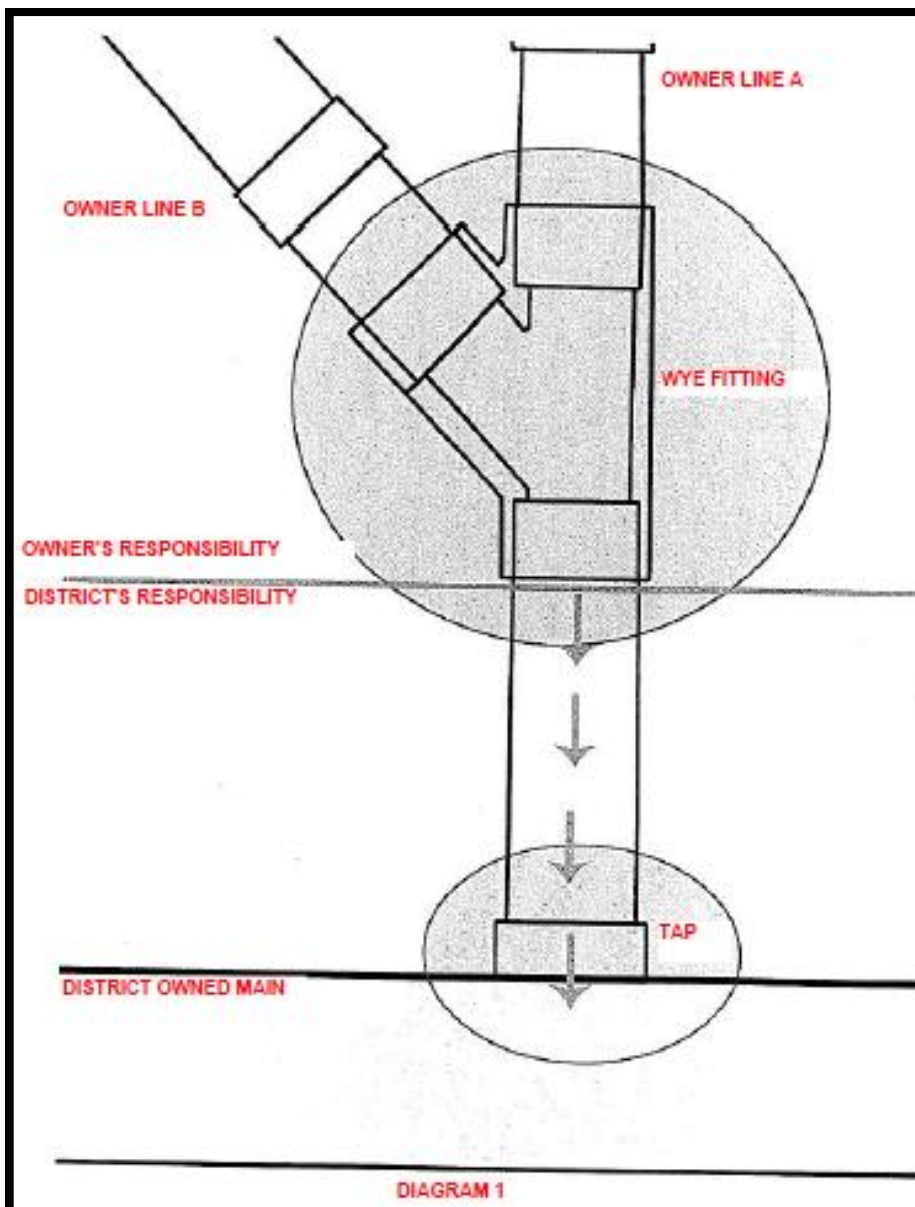
Maintenance Mains, manholes, and lift stations are the responsibility of the District to maintain. Regular, recurring maintenance by the District includes filming of all main lines every five years, repairs of breaks and blockage discovered by reviewing the filming, cleaning out the main lines, and degreasing and removing blockages in the lift stations daily.

All wastewater leaves the District and is treated at a wastewater plant owned and operated by the Brushy Creek Regional Wastewater System. (BCRWWS) The BCRWWS is owned by the District along with the Cities of Round Rock, Cedar Park and Leander. There are no wastewater treatment plants located in the District.



Brushy Creek MUD Sewer Line Backup Policy

- It is the responsibility of the homeowner to maintain their service line.
- On a single service, the homeowner's responsibility starts at the main.
- On a dual service, the homeowner's responsibility starts after the wye (see diagram).
- District staff cannot perform work on private property. If the clean out is not by the street we will not access your sewer line from your property.
- If you have a back up call a plumber. Also call 512-255-7871 option 1 and inform the District of the issue, we can inspect the area for other issues.
- No matter what time or day, customer service will request a water operator to help you or after hours you can reach the water on call operator directly.



Things to Remember

- Check your cleanouts. This may help show where the stoppage is.
- Call the District when you have a back up, we can inspect the main beyond the service line.
- If the plumber films your line, have them record the footage on a DVD.
- Have the plumber mark the spot where they first encounter the stoppage.

Most sanitary sewer backups or overflows are caused by fats, oils, or grease being put into the sink.

CEASE THE GREASE

Prevent backups and overflows by:

- Disposing of fats, oils, and grease in the garbage and avoiding the use of the garbage disposal to put foods down the drain.
- Vegetables, meat scraps, butter, cooking oils, and many other foods deposit grease and solids that can build up in pipes eventually creating blockages.
- The fats, oils, and grease harden when they go down the drain and clog pipes in the same manner that cholesterol clogs arteries in humans. Instead of putting food waste into a garbage disposal, scrape food waste from plates and pans into the garbage.
- Let melted oils used for cooking solidify in a container before placing them in the garbage.

Other causes of sewer backups:

- Sanitary sewer backups and overflows may also be caused by roots or collapsed service pipes.
- Know where your service line is located and avoid planting trees and shrubs near it. Roots can creep into the sewer pipe joints and eventually cause a blockage.
- The best way to remove roots is to call a professional sewer cleaning service.
- The service pipe may need to be replaced if the pipe is cracked or collapsed.

